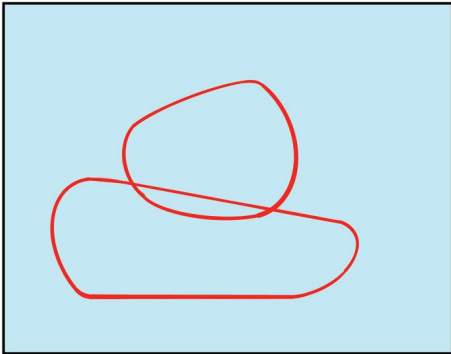


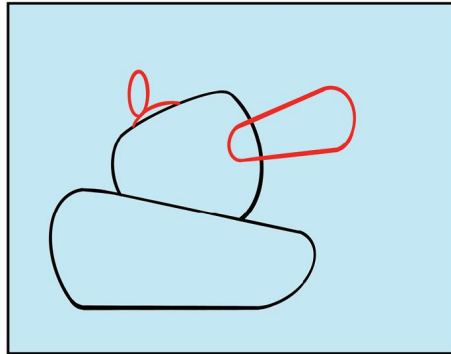


COOP'S CORNER

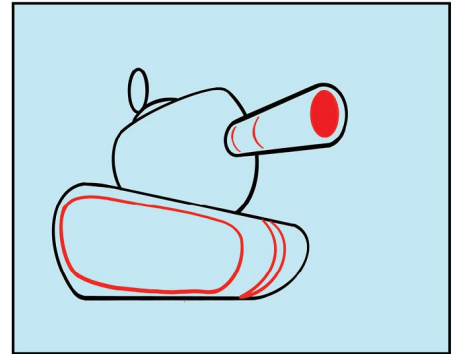
Road & Track artist Coop teaches you how to draw a tank!



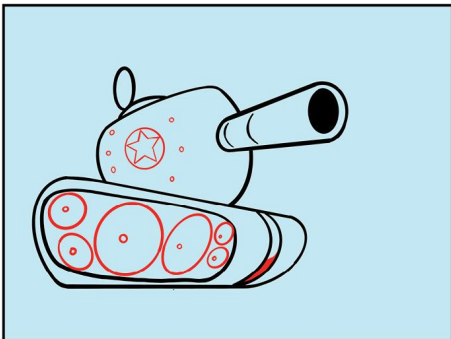
1. START WITH TWO STACKED SHAPES FOR THE TREADS (BOTTOM) AND TURRET (TOP). PLAY WITH THE SHAPES TO GIVE YOUR TANK A FUN PERSONALITY.




2. DRAW A CANNON EXTENDING OFF THE TURRET AND A DRIVER HATCH ON TOP.




3. TIME TO ADD DETAILS TO THE CANNON AND GIVE SHAPE TO THE TREAD TRACKS.



4. DRAW DIFFERENT-SIZED TREAD WHEELS AND ADD SOME COOL DECORATIONS.



5. FILL IN THE GAP AROUND THE WHEELS AND ADD LINES FOR TREAD TEXTURE.



6. LET'S TAKE IT TO THE NEXT LEVEL — COLOR THE TANK HOWEVER YOU WANT AND GET THAT CANNON IN ON THE FUN!

Try drawing your own tank here!



Show us yours!
Email your drawing to
info@rtcrew.com.

